

# Prabhava



It's time to make your mark!



- Integrity: We are committed to the highest ethical standards in our conduct
- Compassion: We will empathize with and demonstrate sensitivity to patients and their families and help them to the best of their ability
- Commitment: We share the mission and vision of the hospital and will do our part to achieve them
- Teamwork: We will foster a work environment of collaboration and partnership, trust and mutual respect
- Professionalism: We will uphold public trust in the healthcare profession by our conduct, standard of service and quality of medical care
- Openness: We will be receptive to ideas, suggestions and feedback so as to continuously improve and innovate

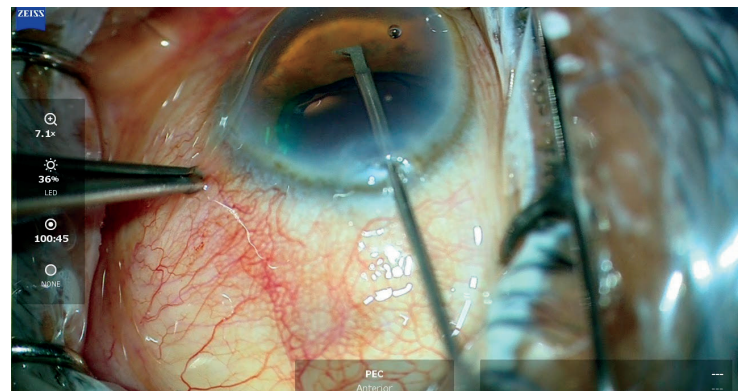
Insight

## Minimally invasive Glaucoma Surgery (MIGS)

- Dr. Varsha Belamgi

The field of glaucoma has been going through an era of renaissance during the last 2 decades, with a quickly expanding armamentarium of new innovative surgical options adding to the classic filtration surgery. We at Prabha Eye Clinic are thrilled to usher in the new year with the novel innovative surgery for Glaucoma- MIGS (Minimally invasive Glaucoma surgery).

Our Glaucoma Team includes: Dr. Gowri J Murthy and Dr. Priyanka Sudhakar



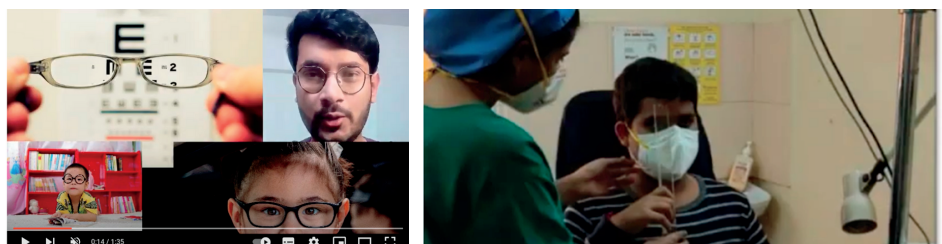
KDB Goniotomy aims at excising the tissue obstructing the aqueous outflow and eventually reducing the intraocular pressure. KDB (Kahook Dual blade) Goniotomy was performed along with Cataract extraction under topical anaesthesia for the first time at our hospital.

Duration: 20 minutes

This procedure is suitable for

- Mild to Moderate Glaucoma
- Ocular Hypertension
- Secondary Open angle Glaucomas

Patient Information Series  
Videos now on Youtube.  
Please Subscribe & share.



It takes a little bit of effort from parents to help kids understand the ill effects of screen time that grew exponentially post Covid 19. There are simple ways to manage and ensure that your loved ones not only learn better and smarter but also do not let the habit affect their eyesight. Scan the QR code or visit the link: [https://www.youtube.com/watch?v=M7Zfex\\_bUtl](https://www.youtube.com/watch?v=M7Zfex_bUtl)

# Prabhava

**Prabhavis**



**Star Performer - Bhagyalakshmi D (OT)**  
Very resourceful and disciplined, Bhagyalakshmi is a team player and is a Star performer every day.



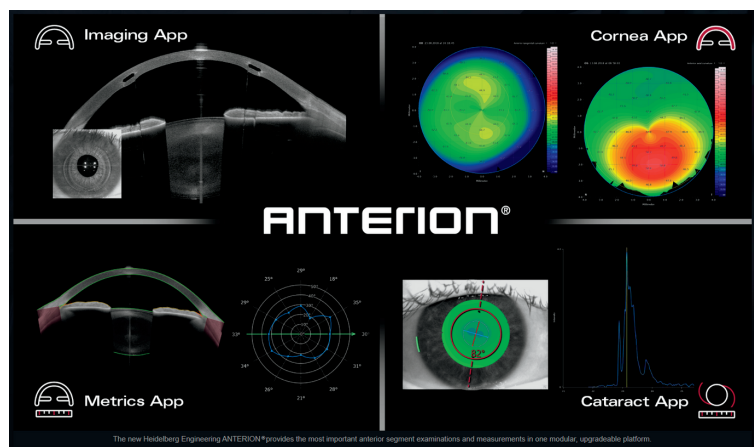
**Adherence - Suchithra (PCA)**  
Suchithra has been at the forefront of maintaining discipline and being diligent.



**Applause - Rathnakumari ( Store)**  
With ever demanding work schedules and timelines, Rathnakumari ensures that the balance is maintained.

**Tech Know**

Anterion is a single platform covering diagnostic requirements of cornea, cataract and glaucoma. Its OCT Based imaging has high resolution in anterior segment diagnosis. It is a highly valuable one in all tool in the armamentarium of a cataract / anterior segment surgeon. Especially, in a high volume centre like ours, it can help reducing chair time in diagnostics but at the same time gives promising results. How it can bring a difference in our practice is what has to be studied over the days to come.



**Got a good eye? Now spot the differences**

Art by Sandesh

**Guess maadi nodi**

Some people can recognise eyes easily and some can guess or need prompting. Which category do you belong to? Here's a test. Guess, which celebrity's eyes are these?  
Previous answer: Dr. Raj Kumar



Correct answers will be revealed in the next issue.



# Prabhava

## OculoPedia

A Confluence of the best  
Ophthalmologists, Pediatricians and Neonatologists  
6th November 2022 / La Marvella, Jayanagar

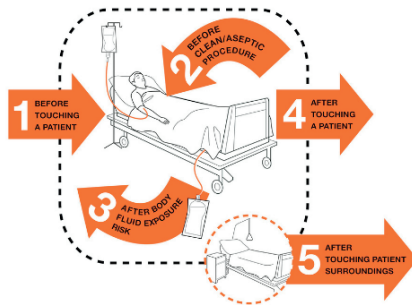




## INFECTION & HAND HYGIENE

- By Babu K (Patient Care Assistant)

### Your 5 Moments for Hand Hygiene



Patients with any eye infection, most commonly conjunctivitis that come to the Outpatient department with eye redness, discharge pain watering or lid swelling should be seen by the doctor at the earliest. This is to keep the patients comfortable and at the same time avoid the spread of infection to other patients.

### How to identify patients with eye infection?

- Redness in eye
- Any discharge from eyes
- Watering from eyes
- pain in eyes

### How to Handwash?

WASH HANDS WHEN VISIBLY SOILED! OTHERWISE, USE HANDRUB

⌚ Duration of the entire procedure: 40-60 seconds



### How to Handrub?

RUB HANDS FOR HAND HYGIENE! WASH HANDS WHEN VISIBLY SOILED

⌚ Duration of the entire procedure: 20-30 seconds



Instruments like slit lamp that has been used to examine those patients have to be cleaned immediately after the examination is completed and hand hygiene should be performed immediately.

### Nature Pick

- by Receptionist Pavithra

### The Nagalinga pushpa - A rare flower



NagaLinga pushpa has been grown widely in Shiva temples across India. In Hindi, it is also called Shiv Kamal or Kailaspati. Other names are the Nagalingam in Tamil, Nagalinga Pushpa in Kannada, Nagamalli or Mallikarjuna flowers in Telugu. NagaLinga pushpa tree are comparatively larger. Some trees give many flowers. The full trunk looks covered in flowers. Amazingly one tree can bear up to 1000 flowers per day!

The flowers have a strong scent, and it increases at night or in the early morning. The flowers are brightly colored with the six petals. In the flowers, you can see shades of pink, red and yellow. They say the beauty of the Lord lies within a lotus, a thousand petaled lotus.

Blooming out, holding the Linga within itself, sheltered deep inside housed by the flower that seems to cover it like a serpent, a multi hooded serpent. You can find these amazing trees commonly around in Shiva temples in India and in Buddhist temples in Sri Lanka and Thailand. Like Hindus, Buddhists also consider it sacred.

